




"Plant the RIGHT TREE in the RIGHT PLACE"

South Florida



Plan Before You Plant

Choose suitable trees and palms for planting around your home, near powerlines, for courtyards, patios, lawns and streetscapes.

PROPER TREE SELECTION

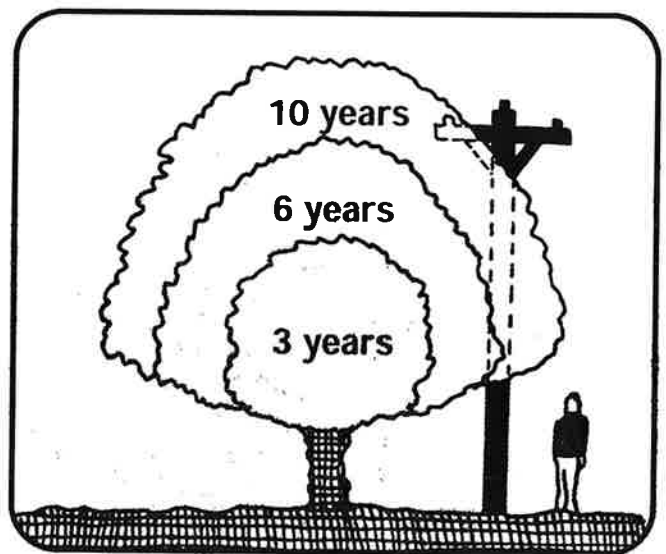
Often, we take our utility service for granted because it has become a part of our daily lives. To enjoy the convenience of reliable electrical service, distribution systems are required to bring electricity to our homes.

The location of these utility lines should play a major role in your tree and planting site selection. The ultimate, mature height and width of a tree to be planted should not exceed the available overhead growing space. It's important to plant the right tree in the right place. Proper tree selection will help to ensure trouble-free electrical service to your home for years to come.

The selection of trees to plant requires careful consideration. Trees planted in the wrong place can cause serious problems such as clogged sewers, cracked sidewalks, and power service interruptions. Planting the right tree in the right place can reduce maintenance expenses for homeowners as well as FPL, while improving the appearance of the landscape.

Consult your tree care professional or garden center staff to help you select the right tree.

In this publication you will find a select list of trees and palms as well as recommendations for planting in relation to utility lines.



Always consider the ultimate mature size when planting.

SMALL TREES

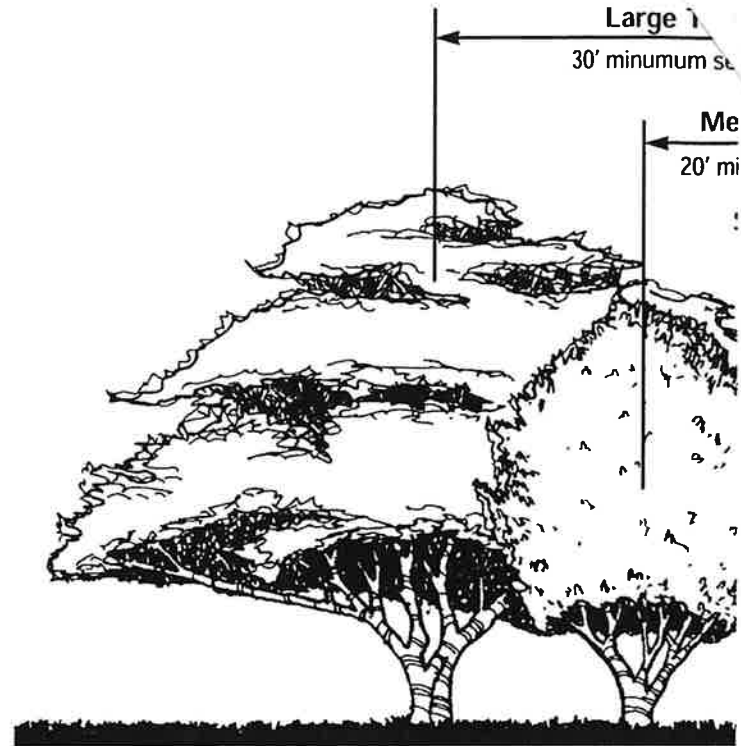
Less than 20' ht. at maturity
Can be planted adjacent to powerlines
For courtyards, patios, entryways, etc.

| COMMON/BOTANICAL NAME | HEIGHT | COMMENTS |
|------------------------------------------------------------------------|----------|--------------------------------------------------------------|
| *SWEET ACACIA <i>Acacia farnesiana</i> | 10'- 15' | fragrant yellow flowers |
| DWARF POINCIANA <i>Caesalpinia</i> spp. | 10'- 15' | yellow-orange flowers large shrub, tropical |
| WEeping BOTTLEBRUSH <i>Callistemon viminalis</i> | 15'- 20' | red, bottlebrush flowers |
| GLAUCUS CASSIA <i>Cassia surattensis</i> | 15'- 20' | yellow flowers, tropical |
| CITRUS: LEMON, ORANGE, ETC. <i>Citrus</i> spp. | 15'- 20' | edible fruit, white flowers all, except Grapefruit |
| *SILVER BUTTONWOOD <i>Conocarpus erectus</i> var. 'sericeus' | 15'- 20' | attractive gray foliage cold tolerant |
| WHITE GEIGER/ TEXAS OLIVE <i>Cordia boissieri</i> | 10'- 15' | showy white flowers cold tolerant |
| *ORANGE GEIGER <i>Cordia sebestena</i> | 15'- 20' | brilliant orange flowers |
| LOQUAT <i>Eriobotrya japonica</i> | 15'- 20' | edible orange fruit dark green foliage |
| *STOPPERS <i>Eugenia</i> spp. | 15'- 20' | understory trees good hedgerow screens |
| *LIGNUM VITAE <i>Guaiaecum sanctum</i> | 15'- 20' | sky-blue flowers specimen tree |
| HIBISCUS "Standards" <i>Hibiscus</i> spp. | 10'- 15' | red, pink, yellow, or white flowers, tropical |
| TREE JATROPHA <i>Jatropha</i> spp. | 15'- 20' | crimson-red flowers, tropical |
| CREPE MYRTLE <i>Lagerstroemia indica</i> | 15'- 20' | red, pink, coral, or white flowers |
| TREE LIGUSTRUM <i>Ligustrum</i> spp. | 15'- 20' | small white flowers, dark green foliage |
| JABOTICABA <i>Myrciaria caulifolia</i> | 15'- 20' | edible fruit, attractive bark |
| CHALCAS/ ORANGE JASMINE <i>Murraya paniculata</i> | 15'- 20' | fragrant white flowers, trained as a tree |
| *WAX MYRTLE <i>Myrica cerifera</i> | 15'- 20' | tolerates wet soils, aromatic leaves when crushed |
| OLEANDER "Standards" <i>Nerium oleander</i> | 15'- 20' | pink, coral, or white flowers, very poisonous |
| KOPSIA <i>Ochrosia elliptica</i> | 15'- 20' | lobster-red berries, poisonous, attractive foliage |
| FRANGIPANI <i>Plumeria rubra</i> | 15'- 20' | coral, yellow, or white flowers, tropical |
| YELLOW ELDER <i>Tecoma stans</i> | 15'- 20' | brilliant yellow flowers tropical |

MEDIUM TREES

20'-30' ht. at maturity
20' setback from powerlines
For lawns, parks, shade, etc.

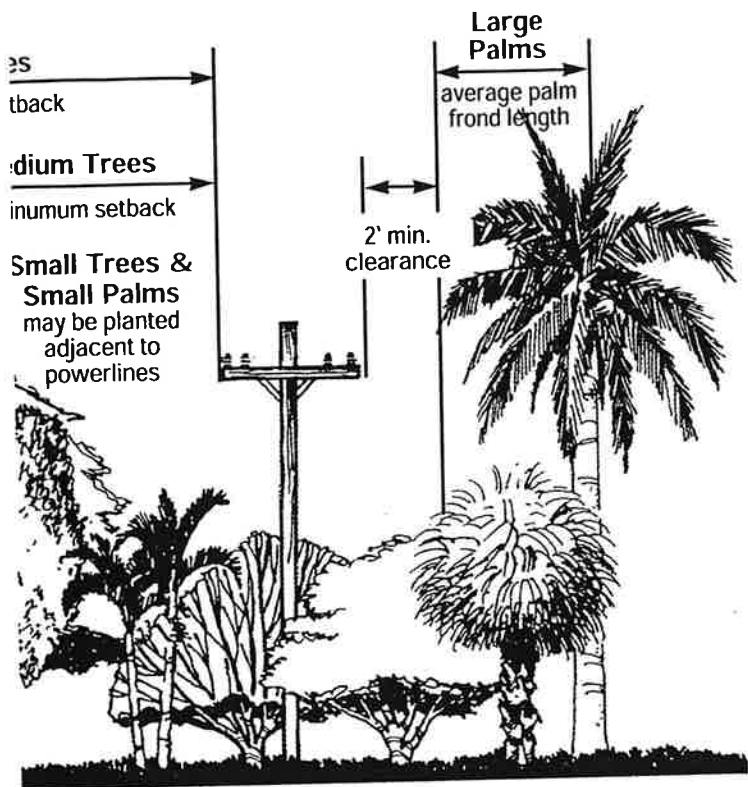
| COMMON/BOTANICAL NAME | HEIGHT | COMMENTS |
|------------------------------------------------------------------|----------|--------------------------------------------------------|
| ORCHID TREE <i>Bauhinia</i> spp. | 20'- 30' | attractive orchid-like flowers, white, pink, purple |
| *PITCH APPLE <i>Clusia rosea</i> | 25'- 30' | handsome foliage excellent medium street tree |
| *PIGEON PLUM <i>Coccoloba diversifolia</i> | 25'- 30' | attractive native, provides food for wildlife |
| *SEAGRAPE <i>Coccoloba uvifera</i> | 20'- 30' | salt tolerant native provides food for wildlife |
| *DAHOON HOLLY <i>Ilex cassine</i> | 25'- 30' | attractive red berries, tolerates wet soils |
| *BLACK IRONWOOD <i>Krugiodendron ferreum</i> | 20'- 30' | attractive slow growing native, very dense wood |
| SABICU <i>Lysiloma latisiliqua</i> | 20'- 30' | slender tree w/fine foliage |
| MADAGASCAR OLIVE <i>Noronhia emarginata</i> | 20'- 30' | upright, open tree w/ attractive dark green leaves |
| JERUSALEM THORN <i>Parkinsonia aculeata</i> | 20'- 30' | feathery transparent tree w/small yellow flowers |
| ALLSPICE <i>Pimenta dioica</i> | 15'- 30' | attractive tree w/dark green aromatic leaves |
| PODOCARPUS <i>Podocarpus</i> spp. | 20'- 30' | handsome evergreen tree, yew-like appearance |
| YELLOW TABEBUIA/SILVER TRUMPET <i>Tabebuia caraiba</i> | 20'- 30' | striking yellow flowers w/crooked corky trunk |
| PINK TABEBUIA <i>Tabebuia heterophylla</i> | 20'- 30' | attractive pink flowers |



SMALL PALMS

Less than 20' ht. at maturity
Can be planted adjacent to powerlines
For courtyards, patios, entryways, etc.

| COMMON/BOTANICAL NAME | HEIGHT | COMMENTS |
|--------------------------------------------------------|----------|----------------------------------------------------------------|
| PINDO PALM <i>Butia capitata</i> | 10'- 15' | blue-gray foliage, cold tolerant feather palm |
| CAT PALM <i>Chamadorea cataractarum</i> | 5'- 10' | handsome clumping feather palm |
| BAMBOO PALM <i>Chamadorea</i> spp. | 10'- 15' | partial shade, clumping feather palms |
| EUROPEAN FAN PALM <i>Chamaerops humilis</i> | 5'- 10' | attractive, cold tolerant fan palm |
| ARECA PALM <i>Chrysalidocarpus lutescens</i> | 15'- 20' | good hedgerow screen, clumping feather palm |
| *SILVER PALM <i>Coccothrinax argentata</i> | 15'- 20' | silver-gray foliage, attractive fan palm |
| BOTTLE PALM <i>Hyophorbe lagenaucalis</i> | 10'- 15' | bottle-shaped trunk, feather palm |
| SPINDLE PALM <i>Hyophorbe verschaffeltii</i> | 15'- 20' | attractive thick trunk, feather palm |
| PYGMY DATE PALM <i>Phoenix roebellini</i> | 15'- 20' | attractive feather palm, long spines, single or multi-trunk |
| MAJESTY PALM <i>Ravenea glauca</i> | 15'- 20' | interesting thick trunk, feather palm |
| *NEEDLE PALM <i>Rhapis excelsa</i> | 5'- 10' | cold tolerant, palmate, clumping palm |
| LADY PALM <i>Rhapis excelsa</i> | 10'- 15' | partial shade, palmate, clumping palm |
| *DWARF PALMETTO <i>Sabal minor</i> | 10'- 15' | cold tolerant, fan palm |
| *SAW PALMETTO <i>Serenoa repens</i> | 10'- 15' | cold tolerant, green and silver varieties, fan palm |
| *THATCH PALM <i>Thrinax</i> spp. | 15'- 20' | single-stemmed fan palms, T. morrisii & T. radiata |
| CHRISTMAS PALM <i>Veitchii merrillii</i> | 15'- 20' | red berries, 'LY', attractive feather palm |



LARGE TREES

Greater than 30' at maturity
30' setback from powerlines
For canopy and shade, lawns, parks, etc.

| COMMON/BOTANICAL NAME | HEIGHT | COMMENTS |
|-------------------------------------------------------|----------|-----------------------------------------------------------------------|
| *RED MAPLE <i>Acer rubrum</i> | 35'- 50' | tolerates wet conditions cold tolerant |
| BLACK OLIVE <i>Bucida buceras</i> | 40'- 50' | yellow-green foliage, tannin stains are a problem |
| *GUMBO LIMBO <i>Bursera simaruba</i> | 40'- 60' | attractive mature red bark, handsome shade tree |
| CALOPHYLLUM/ BEAUTY LEAF <i>Calophyllum</i> spp. | 30'- 45' | handsome shiny foliage <i>C. inophyllum</i> & <i>C. antillanum</i> |
| GOLDEN SHOWER TREE <i>Cassia fistula</i> | 30'- 40' | spectacular yellow flowers, tropical |
| PINK AND WHITE SHOWER TREE <i>Cassia javanica</i> | 35'- 50" | attractive pastel pink flowers, tropical |
| FLOSS SILK TREE <i>Chorisia speciosa</i> | 35'- 50' | attractive pink or white flowers, spines on trunk |
| *SATINLEAF <i>Chrysophyllum oliviforme</i> | 30'- 40' | shimmering leaves in wind, excellent specimen tree |
| *GREEN BUTTONWOOD <i>Conocarpus erectus</i> | 30'- 50' | upright, larger than the silver buttonwood |
| ROYAL POINCIANA <i>Delonix regia</i> | 25'- 40' | spectacular orange flowers, spreading habit, tropical |
| *STRANGLER FIG <i>Ficus aurea</i> | 40'- 50' | native <i>Ficus</i> , large shade tree, needs room to grow |
| *SHORTLEAF FIG <i>Ficus citrifolia</i> | 40'- 50' | native <i>Ficus</i> , large shade tree, needs room to grow |
| JAPANESE FERN TREE <i>Filicium decipiens</i> | 25'- 35' | interesting shaped foliage, somewhat spreading |
| *LOBLOLLY BAY <i>Gordonia lasianthus</i> | 30'- 40' | handsome upright tree, cold tolerant |
| *BLOLLY <i>Guapira discolor</i> | 35'- 50' | nicely shaped, handsome fruits, hammock pioneer |
| JACARANDA <i>Jacaranda mimosifolia</i> | 40'- 50' | attractive lavender-blue flowers, open habit |
| GOLDEN RAIN TREE <i>Koeleruteria elegans</i> | 30'- 50' | attractive yellow-sepia flowers, tropical |
| QUEEN'S CREPE MYRTLE <i>Lagerstroemia speciosa</i> | 30'- 45' | attractive pink, lavender flower clusters, tropical |
| *WILD TAMARIND <i>Lysiloma bahamensis</i> | 40'- 50' | tiny leaves, open habit, attractive trunk & branches |
| *SWEETBAY MAGNOLIA <i>Magnolia virginiana</i> | 40'- 60' | cold and wet tolerant |
| MANGO <i>Mangifera indica</i> | 40'- 60' | edible fruit, many varieties dense shade, tropical |
| *MASTIC TREE <i>Masticodendron foetisdissimum</i> | 45'- 70' | tall remnant of the hammocks upright w/ whitish bark |
| YELLOW POINCIANA <i>Peltophorum pterocarpum</i> | 40'- 50' | attractive yellow flowers, spreading habit, tropical |
| AVOCADO <i>Persea americana</i> | 40'- 50' | edible fruit, many varieties tropical |
| *REDBAY <i>Persea borbonia</i> | 50'- 60' | aromatic leaves, shade tree or open lawns |
| *SLASH PINE <i>Pinus elliotii</i> var. "densa" | 80'- 90' | tall with dense crown, 2-3 needles per sheath 7"-12" long |
| *JAMAICAN DOGWOOD <i>Piscidia piscipula</i> | 35'- 50' | attractive lavender flowers |
| *LAUREL OAK <i>Quercus laurifolia</i> | 60'- 90' | tall, upright, short-lived cold tolerant native |
| *LIVE OAK <i>Quercus virginiana</i> | 50'- 60' | spreading, grand shade tree ideal for lawns, parks |
| *PARADISE TREE <i>Simarouba glauca</i> | 35'- 50' | large fast growing native, spreading habit |
| *WEST INDIAN MAHOGANY <i>Swietenia mahagoni</i> | 35'- 60' | excellent shade tree, spreading habit |
| *BALD CYPRESS <i>Taxodium distichum</i> | 60'- 90' | fresh water swamp habitats deciduous |

LARGE PALMS

Greater than 20' at maturity
Plant at the average frond length plus 2' for minimum clearance from powerlines.
(#) indicates average palm frond length


| COMMON/BOTANICAL NAME | HEIGHT | COMMENTS |
|----------------------------------------------------------------|----------|----------------------------------------------------------|
| *PAUROTIS/EVERGLADES PALM <i>Acoelorrhaphe wrightii</i> (5) | 15'- 25' | clumping native fan palm |
| ALEXANDRA PALM <i>Archontophoenix alexandrae</i> (7') | 40'- 45' | handsome feather palm |
| BISMARCK PALM <i>Bismarkia nobilis</i> (7') | 30'- 60' | striking blue-gray fan palm |
| FISHTAIL PALM <i>Caryota mitis</i> (8') | 15'- 25' | fishtail ends on fronds, clumping palm |
| COCONUT PALM <i>Cocos nucifera</i> (15') | 60'- 80' | king of palms, use "Maypan" or sim. resistant to "LY" |
| HURRICANE PALM <i>Dictyosperma album</i> (12') | 25'- 40' | handsome feather palm |
| BLUE LATANIA <i>Lantania loddigesii</i> (7') | 20'- 50' | attractive silver-blue fan palm |
| CHINESE FAN PALM <i>Livistonia chinensis</i> (7') | 20'- 30' | weeping fronds, handsome fan palm |
| TRIANGLE PALM <i>Neodypsis decaryi</i> (10') | 15'- 25' | three-sided exotic feather palm |
| DATE PALM <i>Phoenix dactylifera</i> (15') | 60'- 90' | tall feather palm |
| CANARY ISLAND DATE PALM <i>Phoenix canariensis</i> (15') | 35'- 50' | thick trunked feather palm |
| SENEGAL ISLAND DATE PALM <i>Phoenix reclinata</i> (10') | 25'- 35' | clumping, stately, feather palm |
| SOLITAIRE/ ALEXANDER PALM <i>Ptychosperma elegans</i> (8') | 15'- 25' | attractive, thin trunked feather palm |
| *ROYAL PALM <i>Roystonea regia</i> (15') | 50'- 70' | tall, majestic feather palm |
| *CABBAGE/ SABAL PALM <i>Sabal palmetto</i> (7') | 45'- 70' | state tree of Florida common fan palm |
| QUEEN PALM <i>Syagrus romanzoffianum</i> (12') | 40'- 45' | attractive feather palm |
| WASHINGTONIA PALM <i>Washingtonia robusta</i> (7') | 50'- 80' | handsome fan palm, reddish trunk when small |
| MACARTHUR PALM <i>Ptychosperma macarthuri</i> (8') | 20'- 30' | clumping feather palm |

SOUTH FLORIDA


*Asterisk denotes plants native to south Florida
Heights are as per "Xeriscape Plant Guide II."
This list is not all-inclusive. Check with local agencies
for appropriateness of species in your area.
'LY' indicates susceptibility to lethal yellowing.



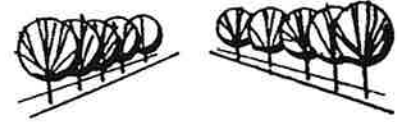
WHY PLANT? Trees and Palms



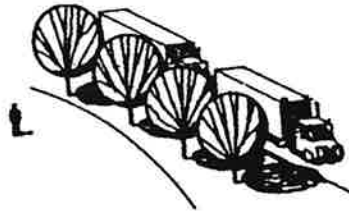
provide shade and cool the air ...



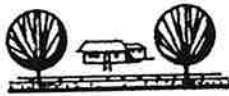
act as wind breaks ...



enhance the streetscape ...



screen objectionable views ...



frame views ...



soften architecture ...



act as a backdrop.

WHY FPL TRIMS TREES

Not all trees are planted in "the right place." Often large trees will grow into close proximity of power lines requiring trimming away from FPL's lines.

Power line maintenance, including tree removal and trimming, benefits everyone by reducing power outages. A single tree that contacts a power line can interrupt electrical power to many people in an area. Overhanging limbs can break and fall into power lines. This is especially critical during storms or periods of high winds.

Overhead utility lines are the easiest to see and probably the ones we take most for granted. Although these lines look harmless enough, they can be dangerous.

Planting tall-growing trees under or near these lines will ultimately require pruning them away from the wires. This pruning may result in a tree having an unnatural appearance. Repeated pruning can lead to a shortened life span of the tree. Trees which must be pruned away from the power lines are under greater stress and more susceptible to insects and disease. Small, immature trees planted today can grow into problem trees in the future. Tall growing trees near overhead lines can cause service interruptions when trees contact wires. Children or adults climbing these trees can be severely injured or even killed if they come in contact with the wires. Proper selection and placement of trees in and around overhead utilities can eliminate potential public safety hazards, reduce expenses for utilities and their customers and improve the appearance of landscapes.

FPL utilizes professional tree crews trained to trim trees in a safe and technically correct manner. The National Arborists Association standards (NAA) and local tree trimming codes are used as guidelines.

Should a tree come in contact with a power line stay clear and call FPL at the number on the bottom of your bill.



NUISANCE and PROBLEM TREES

The following non-native problem trees are prohibited in some municipalities. They can be invasive, damage sidewalks, structures, or utilities, or may be extremely messy. Consult your local forester or agricultural extension agent to "Plant the Right Tree in the Right Place"

EARLEAF ACACIA
AUSTRALIAN PINE
MELALEUCA
BRAZILIAN PEPPER
WOMAN'S TONGUE TREE
NORFOLK ISLAND PINE
TREE BAMBOO
BISCHOFIA
SCHEFFLERA
EAR TREE
EUCALYPTUS
NON-NATIVE FICUS
SILK OAK
MAHOE
CHINESE TALLOW TREE
JAVA PLUM
CORK TREE

Acacia auriculiformis
Casuarina spp.
Melaleuca quinquenervia
Schinus terebinthifolius
Albizzia lebeck
Araucaria heterophylla
Bambusa vulgaris
Bischofia javanica
Brassaia actinophylla
Enterolobium cyclocarpum
Eucalyptus spp.
Ficus spp.
Grevillea robusta
Hibiscus tiliaceus
Sapium sebiferum
Syzygium cumini
Thespesia populnea

